

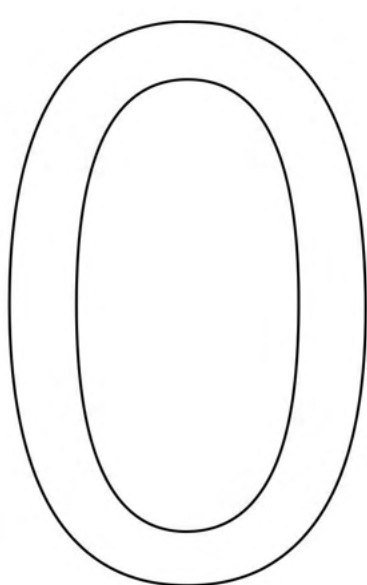

ចំណាងជើង: ស្ថាវលេខ និងចំនួន(០)



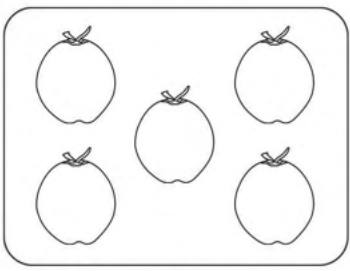
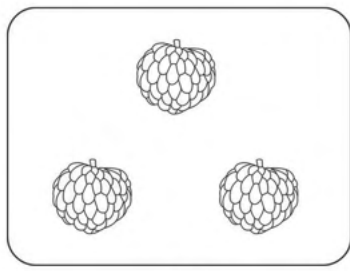



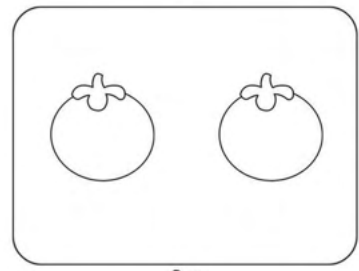
ស្កេន QR Code

សាលាមត្តេយ្យ ផ្ទះកំភ្លិត

ឈ្មោះ: កាលបរិច្ឆេទ

១ . ដាក់ពណ៌លេខសូន្យ	២ . គូសតាមដានលេខសូន្យ
	

៣ . ស្វែងរករូបភាពដែលមានចំនួនសូន្យ និងគូសរង្វង់លើលេខនោះ:

 ៥	 ៣	 ០
 ១	 ០	 ២



ចំណាងជើង: ស្ពាល់លេខ និងចំនួន(១)



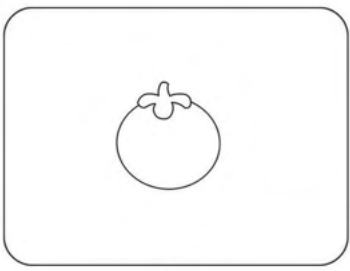


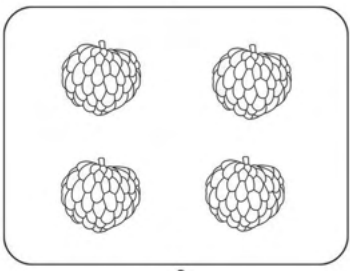
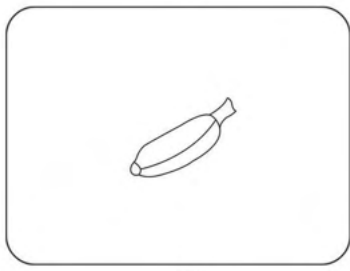

ស្កេន QR Code

សាលាមត្តេយ្យ ថ្នាក់កម្រិត

ឈ្មោះ: កាលបរិច្ឆេទ

១ .ដាក់ពណ៌លេខមួយ	២ .គូសតាមដានលេខមួយ
	

៣ .ស្វែងរករូបភាពដែលមានចំនួនមួយ និងគូសរង្វង់លើលេខនោះ:

 ១	 ២	 ៣
 ៤	 ១	 ៥

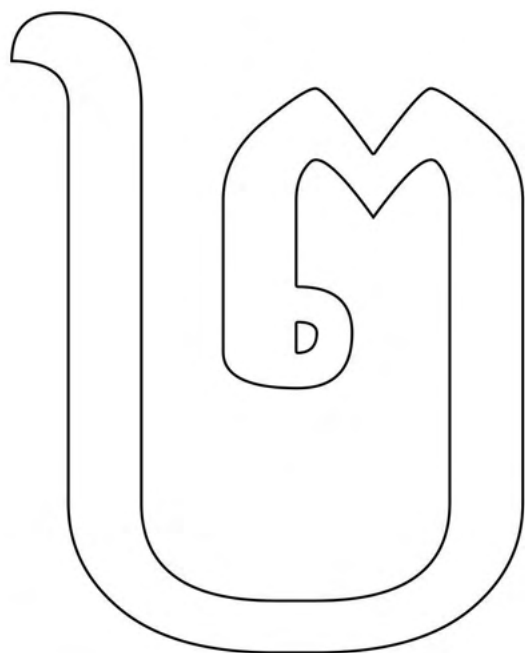

ចំណាងជើង: ស្ពាល់លេខ និងចំនួន(២)



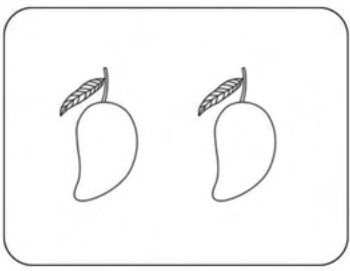
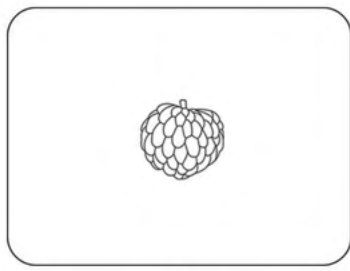
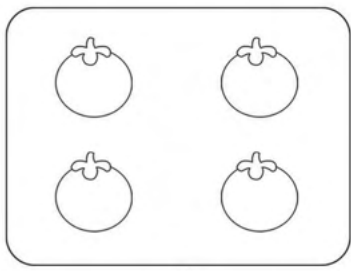
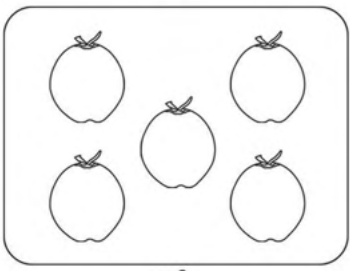
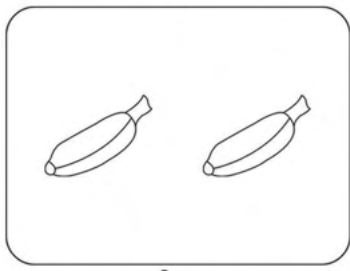

ស្កេន QR Code

សាលាមត្តេយ្យ ថ្នាក់កម្រិត

ឈ្មោះ: កាលបរិច្ឆេទ

១ . ដាត់ពណ៌លេខពីរ	២ . គូសតាមដានលេខពីរ
	

៣ . ស្វែងរករូបភាពដែលមានចំនួនពីរ និងគូសរង្វង់លើលេខនោះ:

 ២	 ១	 ៤
 ៥	 ២	 ៣

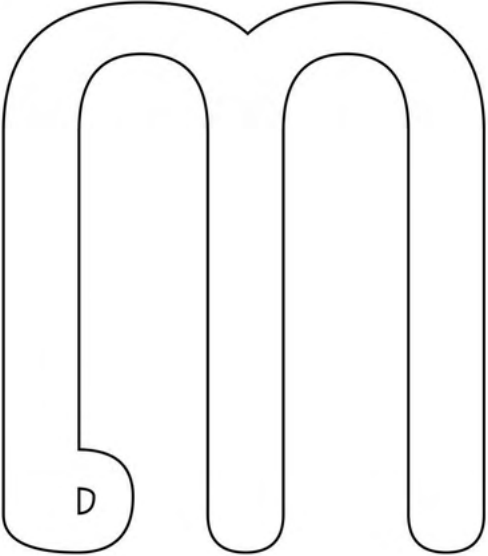
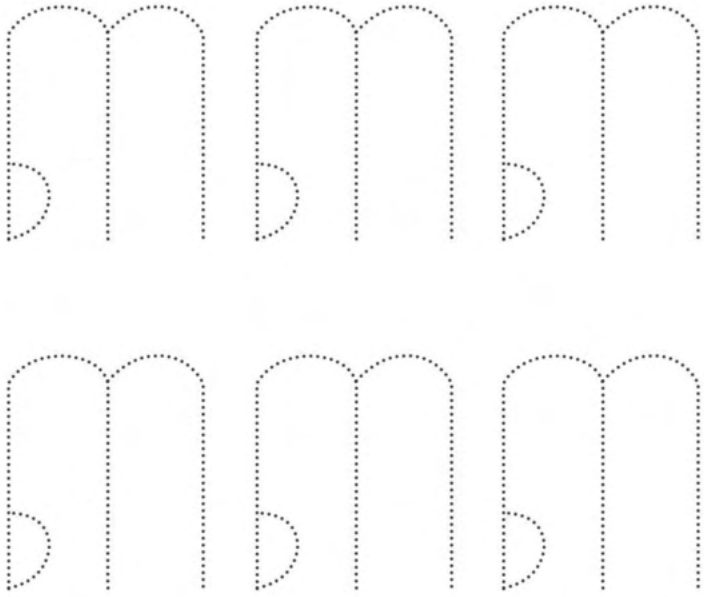
ចំណាងជើង: ស្ពាល់លេខ និងចំនួន(៣)



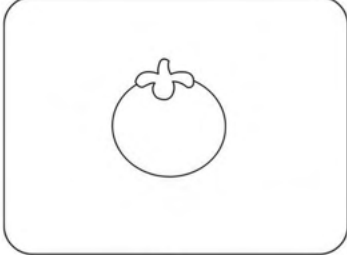

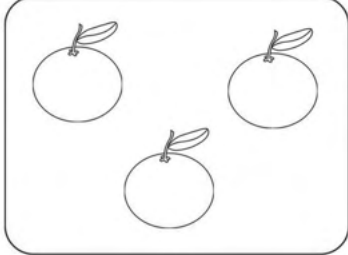
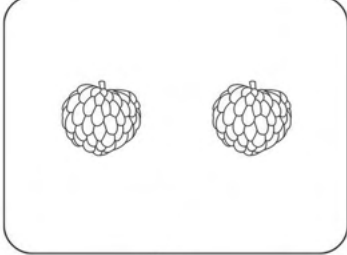
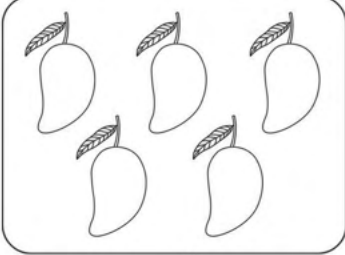
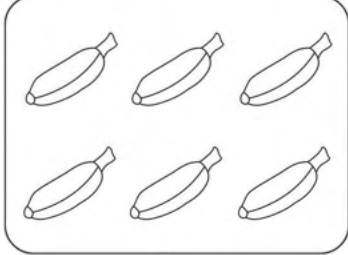
ស្កេន QR Code

សាលាមត្តេយ្យ ថ្នាក់កម្រិត

ឈ្មោះ: កាលបរិច្ឆេទ

១ . ដាក់ពណ៌លេខបី	២ . គូសតាមស្នាមចុចតាមលេខបី
	

៣ . ស្វែងរករូបភាពមានចំនួនលេខបី និងគូសរង្វង់លើរូបភាពនោះ:

 ១	 ៣	 ៣
 ២	 ៥	 ៦

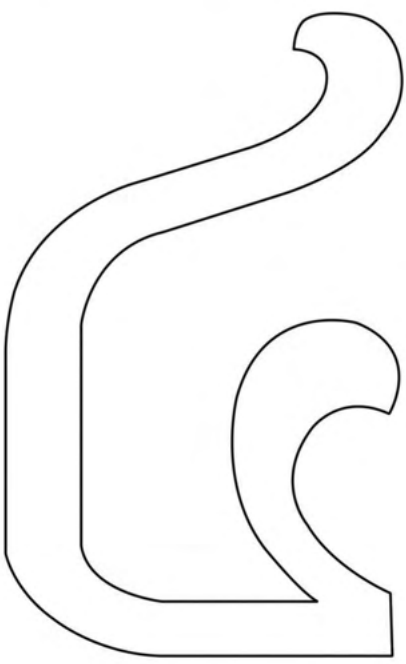

ចំណាងជើង: ស្ពាល់លេខ និងចំនួន(៤)



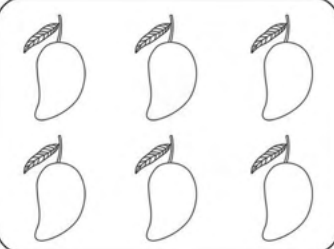
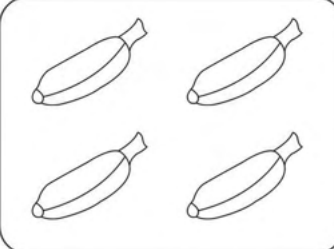


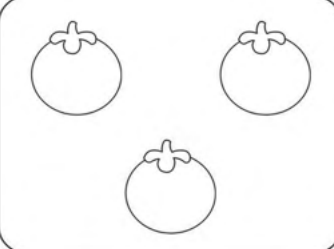
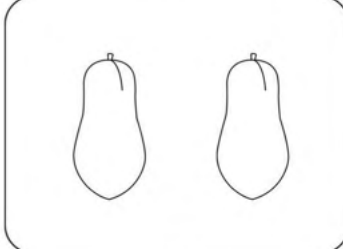
ស្កេន QR Code

សាលាមត្តេយ្យ ផ្ទះកម្រិត

ឈ្មោះ: កាលបរិច្ឆេទ

១ .ដាត់ពណ៌លេខបួន	២ .គូសតាមស្ពាមចុចតាមលេខបួន
	

៣ .ស្វែងរករូបភាពដែលមានចំនួនបួន និងគូសរង្វង់លើលេខនោះ:

 <p style="text-align: center;">៦</p>	 <p style="text-align: center;">៤</p>	 <p style="text-align: center;">១</p>
 <p style="text-align: center;">៤</p>	 <p style="text-align: center;">៣</p>	 <p style="text-align: center;">២</p>

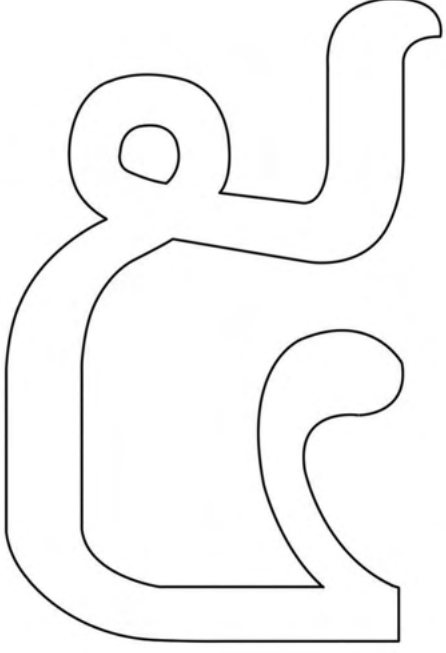

ចំណាងជើង: ស្ពាល់លេខ និងចំនួន(៥)



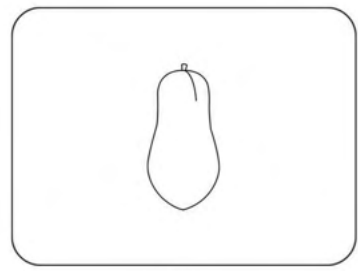
ស្កេន QR Code

សាលាមត្តេយ្យ ថ្នាក់កម្រិត


ឈ្មោះ: កាលបរិច្ឆេទ

១ .ដាត់ពណ៌លេខប្រាំ	២ .គូសតាមស្នាមចុចតាមលេខប្រាំ
	

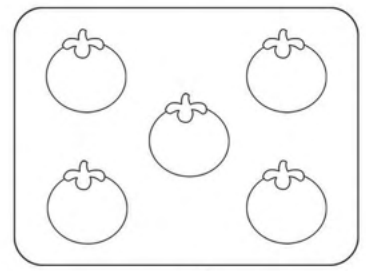
៣ .ស្វែងរករូបភាពដែលមានចំនួនប្រាំ និងគូសរង្វង់លើលេខនោះ:



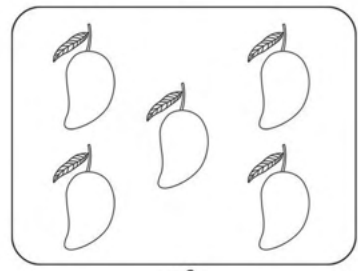
១



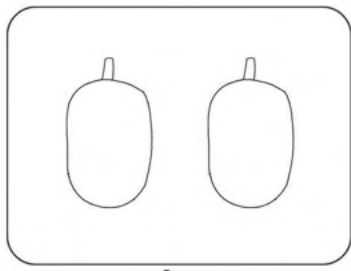
៦



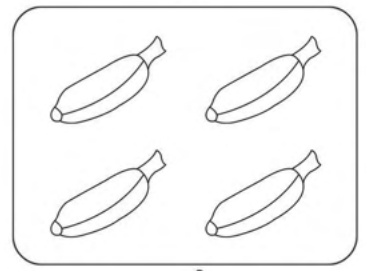
៥



៥



២



៤



ចំណាងជើង: ស្ថាវលេខ និងចំនួន(៦)




ស្កេន QR Code

សាលាមត្តេយ្យ ថ្នាក់កម្រិត


ឈ្មោះ: កាលបរិច្ឆេទ

១ . ដាត់ពណ៌លេខប្រាំមួយ	២ . គូសតាមស្នាមចុចតាមលេខប្រាំមួយ
	

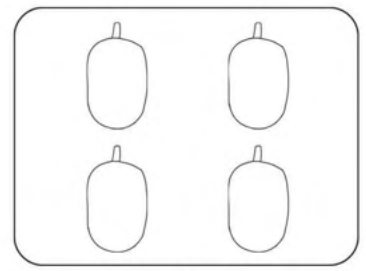
៣ . ស្វែងរករូបភាពដែលមានចំនួនប្រាំមួយ និងគូសរង្វង់លើលេខនោះ:



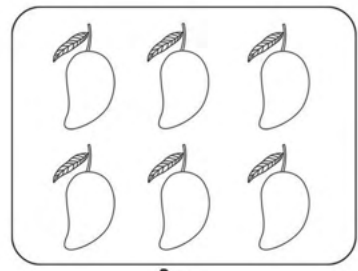
២



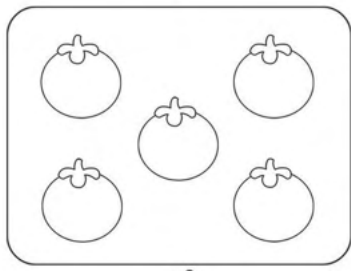
៦



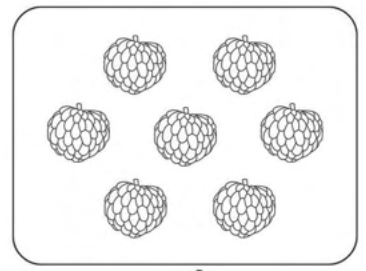
៤



៦



៥



៧

ចំណាងជើង: ស្ថាវលេខ និងចំនួន(៧)



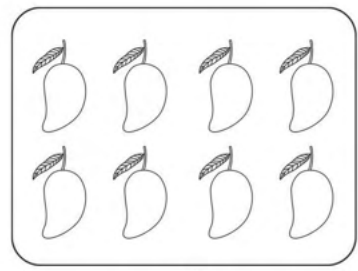
ស្កេន QR Code

សាលាមត្តេយ្យ ថ្នាក់កម្រិត


ឈ្មោះ: កាលបរិច្ឆេទ

<p>១ .ដាក់ពណ៌លេខប្រាំពីរ</p>	<p>២ .គូសតាមស្នាមចុចតាមលេខប្រាំពីរ</p>

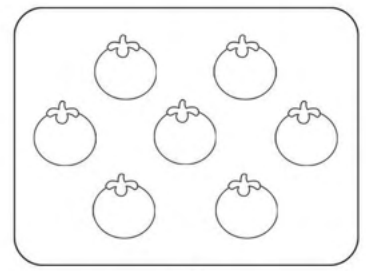
៣ .ស្វែងរករូបភាពដែលមានចំនួនប្រាំពីរ និងគូសរង្វង់លើលេខនោះ:



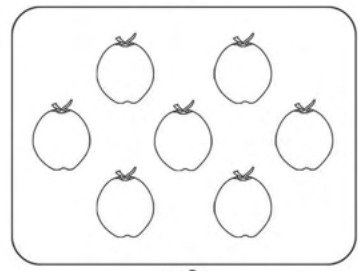
៨



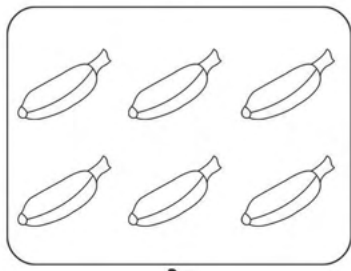
៥




៧



៧



៦



៣

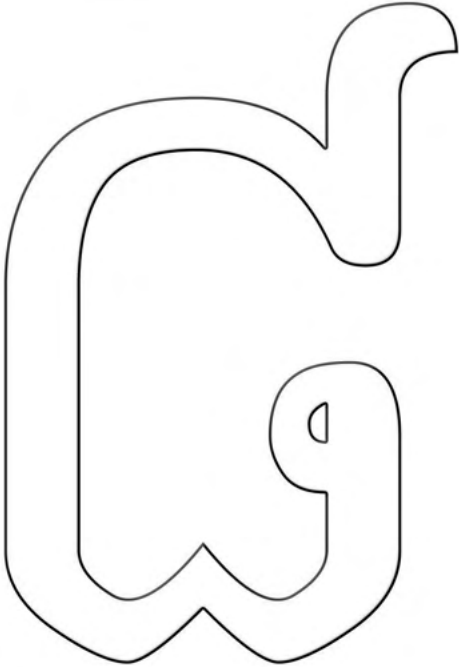
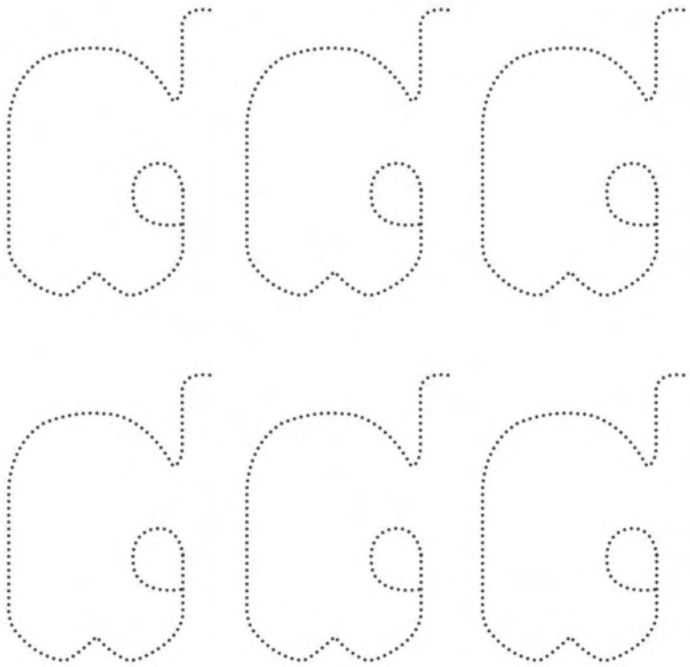
ចំណាងជើង: ស្ថាវលេខ និងចំនួន(៨)




ស្កេន QR Code

សាលាមត្តេយ្យ ថ្នាក់កម្រិត

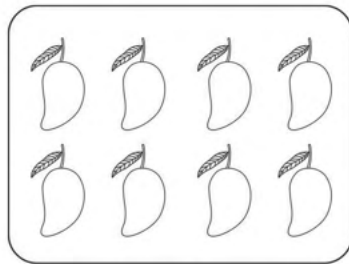
ឈ្មោះ: កាលបរិច្ឆេទ

១ . ដាត់ពណ៌លេខប្រាំបី	២ . គូសតាមស្នាមចុចតាមលេខប្រាំបី
	

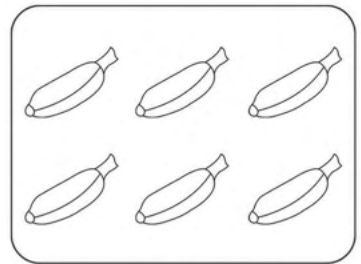
៣ . ស្វែងរករូបភាពដែលមានចំនួនប្រាំបី និងគូសរង្វង់លើលេខនោះ:



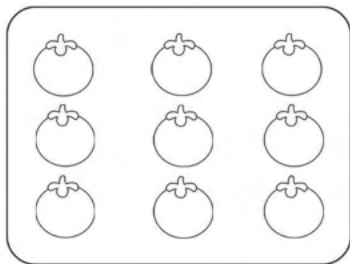
៥



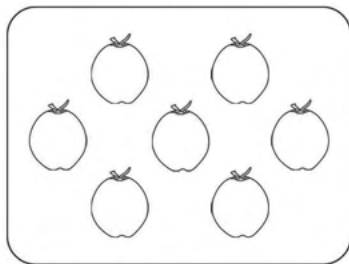
៨



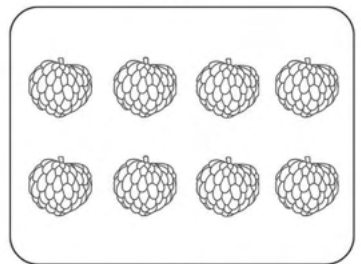
៧



៩



៦



៨


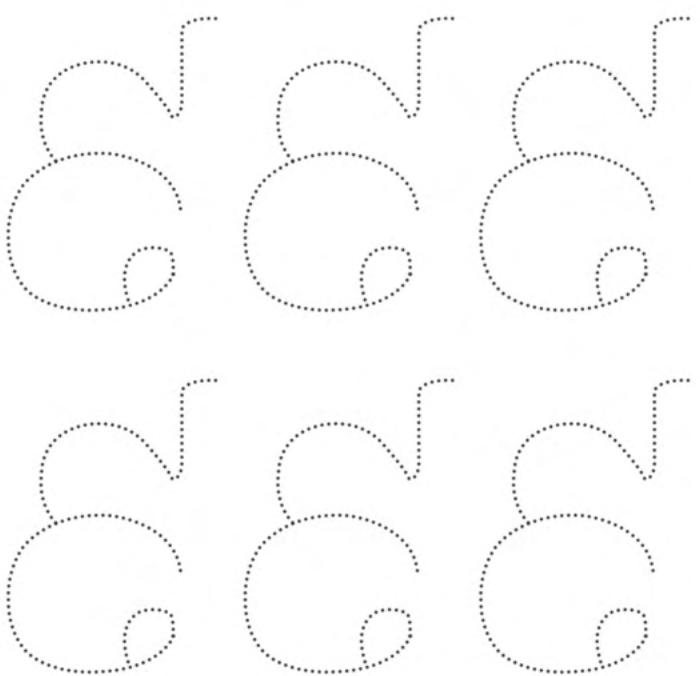
ចំណាងជើង: ស្ពាល់លេខ និងចំនួន(៥)




ស្កេន QR Code

សាលាមត្តេយ្យ ថ្នាក់កម្រិត

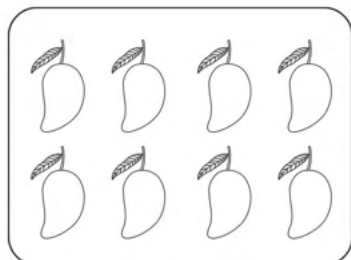
ឈ្មោះ: កាលបរិច្ឆេទ

១ . ដាត់ពណ៌លេខប្រាំបួន	២ . គូសតាមស្នាមចុចតាមលេខប្រាំបួន
	

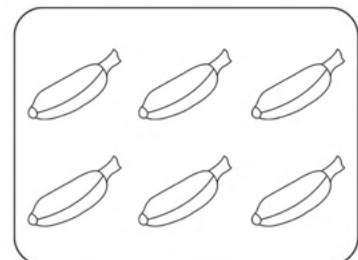
៣ . ស្វែងរករូបភាពដែលមានចំនួនប្រាំបួន និងគូសរង្វង់លើលេខនោះ:



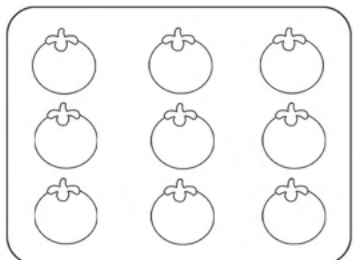
៦




៨




៦



៩



៥



៩

ចំណាងជើង: ស្ថាវលេខ និងចំនួន(១០)



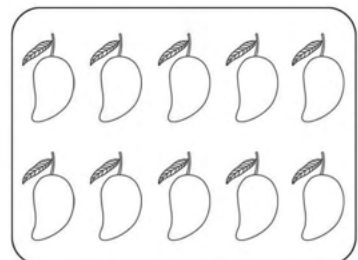
ស្កេន QR Code

សាលាមត្តេយ្យ ថ្នាក់កម្រិត

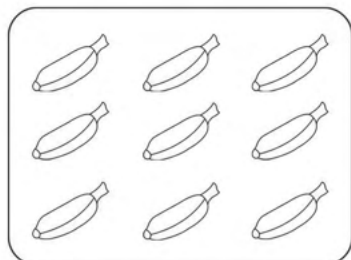
ឈ្មោះ: កាលបរិច្ឆេទ

១ . ដាក់ពណ៌លេខដប់	២ . គូសតាមស្នាមចុចតាមលេខដប់

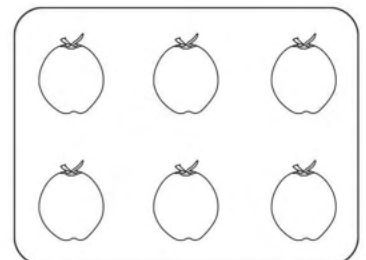
៣ . ស្វែងរករូបភាពដែលមានចំនួនដប់ និងគូសរង្វង់លើលេខនោះ:




១០



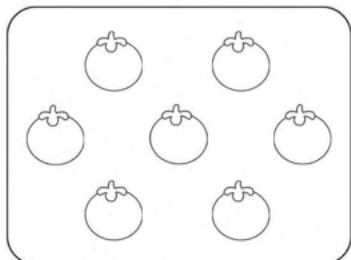
៩



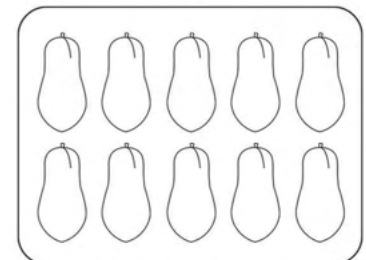
៦



៨



៧



១០

ចំណាងជើង: ស្ពាល់លេខ និងចំនួន(១១)



ស្កេន QR Code

សាលាមត្តេយ្យ ផ្ទះកម្រិត

ឈ្មោះ: កាលបរិច្ឆេទ

<p>១ . ដាត់ពណ៌លេខដប់មួយ</p>	<p>២ . គូសតាមដានស្នាមចុចលេខដប់មួយ</p>

៣ . ស្វែងរករូបភាពដែលមានចំនួនដប់មួយ និងដាត់ពណ៌រូបភាពនោះ:

ចំណាងជើង: ស្ថាប័នលេខ និងចំនួន(១២)





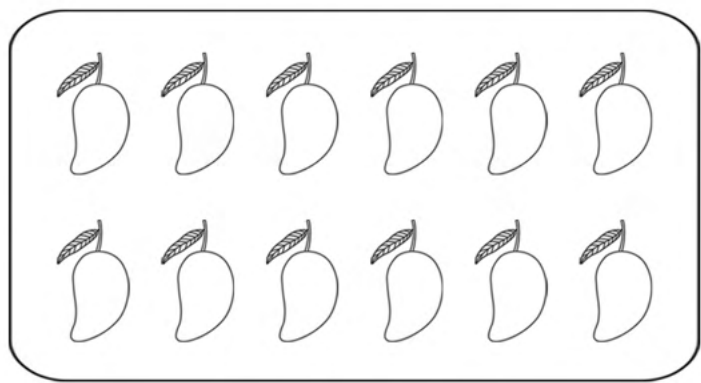
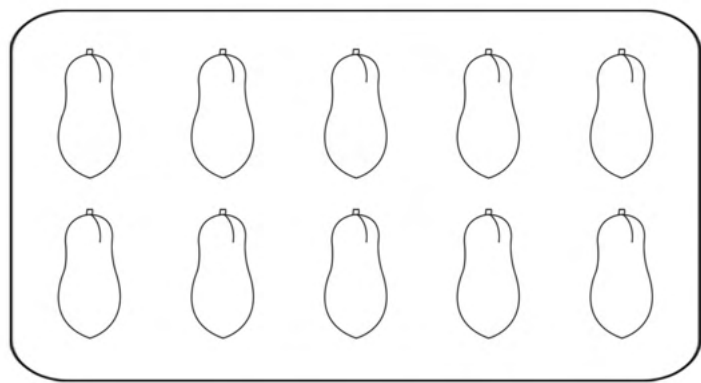
ស្កេន QR Code

សាលាមត្តេយ្យ ផ្ទះកម្រិត

ឈ្មោះ: កាលបរិច្ឆេទ

<p>១ . ដាត់ពណ៌លេខដប់ពីរ</p>	<p>២ . គូសតាមស្នាមចុចតាមលេខដប់ពីរ</p>

៣ . ស្វែងរករូបភាពដែលមានចំនួនដប់ពីរ និងដាត់ពណ៌រូបភាពនោះ:



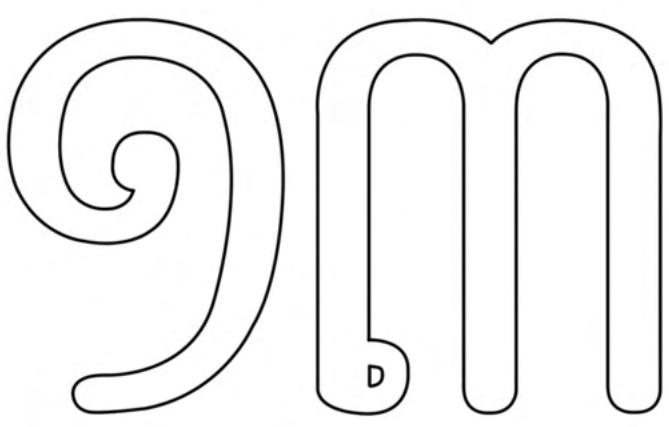

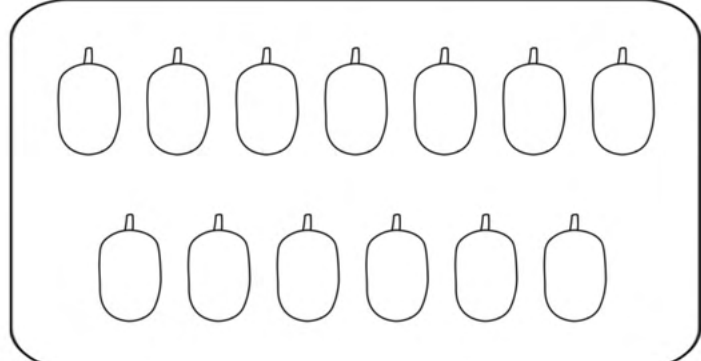

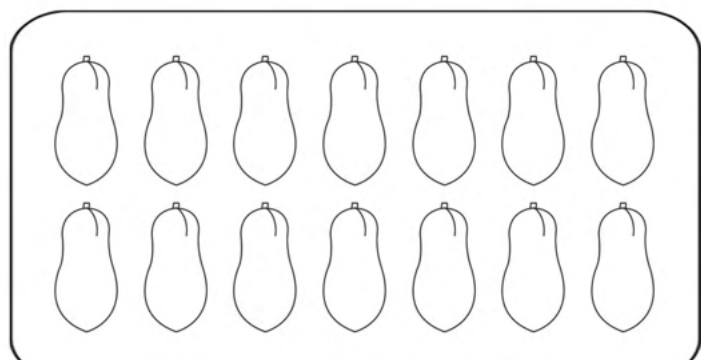

ចំណាងជើង: ស្ថាប័នលេខ និងចំនួន(១៣)



ស្កេន QR Code

សាលាមត្តេយ្យ ផ្ទះកម្រិត

ឈ្មោះ: កាលបរិច្ឆេទ

<p>១ . ដាត់ពណ៌លេខដប់បី</p> 	<p>២ . គូសតាមស្នាមចុចលេខដប់បី</p> 
<p>៣ . ស្វែងរករូបភាពដែលមានចំនួនដប់បី និងដាត់ពណ៌រូបភាពនោះ:</p>	
	
	

ចំណាងជើង: ស្ពាល់លេខ និងចំនួន(១៤)


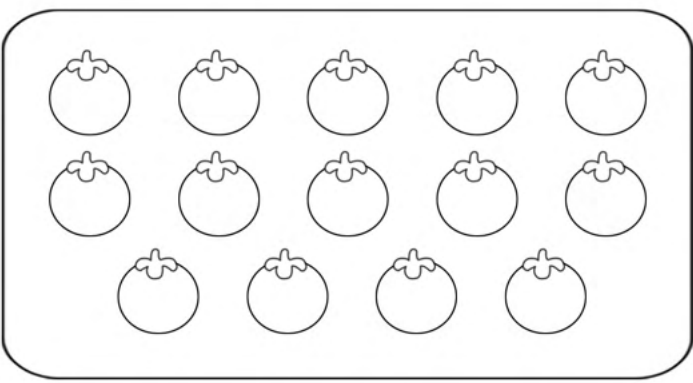
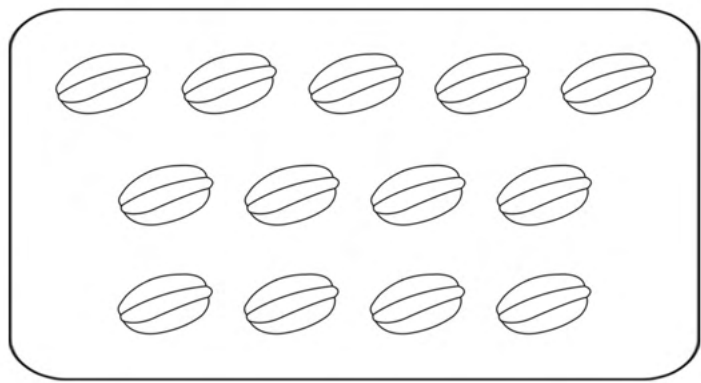
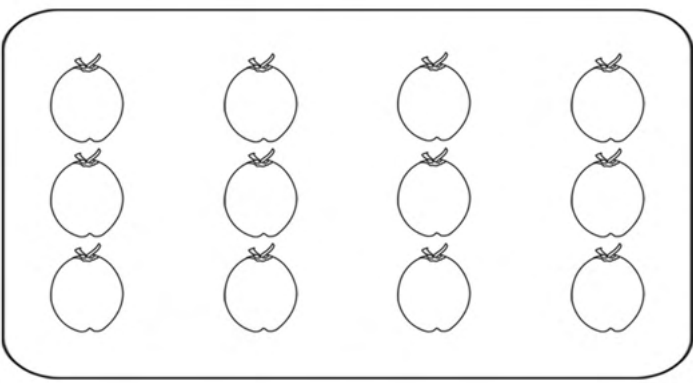


ស្កេន QR Code

សាលាមត្តេយ្យ ផ្ទះកំភ្លឺត
 ឈ្មោះ: កាលបរិច្ឆេទ

<p>១ .ដាត់ពណ៌លេខដប់បួន</p>	<p>២ .គូសតាមស្ពាមចុចលេខដប់បួន</p>

៣ .ស្វែងរករូបភាពដែលមានចំនួនដប់បួន និងដាត់ពណ៌រូបភាពនោះ:






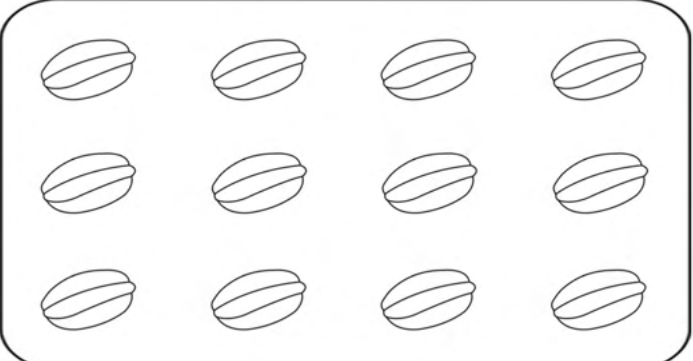
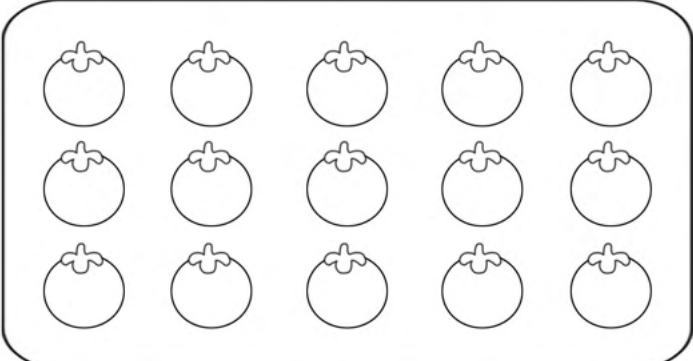
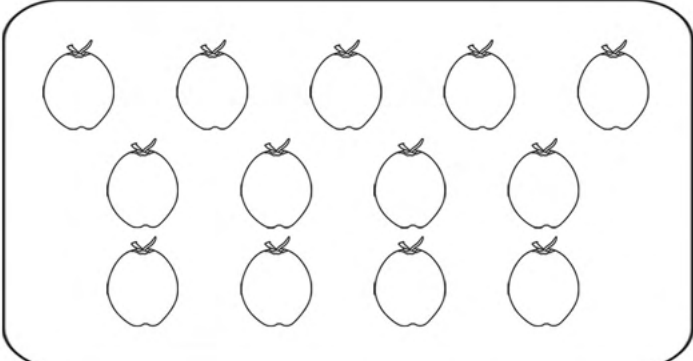
ចំណាងជើង: ស្ថាវលេខ និងចំនួន(១៥)



ស្កេន QR Code

សាលាមត្តេយ្យ ផ្ទះកម្រិត

ឈ្មោះ: កាលបរិច្ឆេទ

១ . ដាត់ពណ៌លេខដប់ប្រាំ	២ . គូសតាមស្នាមចុចលេខដប់ប្រាំ
	
<p>៣ . ស្វែងរករូបភាពដែលមានចំនួនដប់ប្រាំ និងដាត់ពណ៌រូបភាពនោះ:</p>	
	
	



ចំណាងជើង: ស្ពាល់លេខ និងចំនួន(១៦)



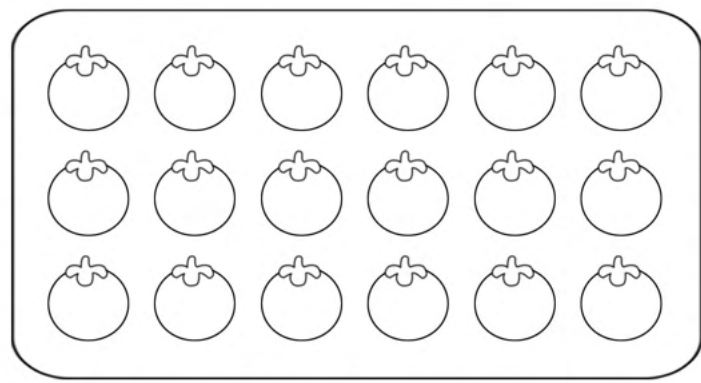


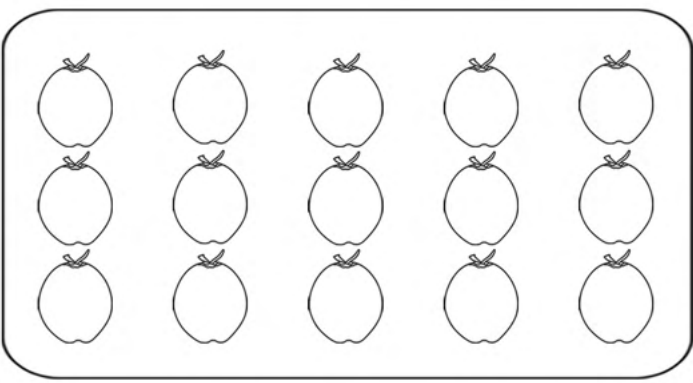
ស្កេន QR Code

សាលាមត្តេយ្យ ផ្ទះកម្រិត

ឈ្មោះ: កាលបរិច្ឆេទ

១ . ដាត់ពណ៌លេខដប់ប្រាំមួយ	២ . គូសតាមស្នាមចុចលេខដប់ប្រាំមួយ
	

៣ . ស្វែងរករូបភាពដែលមានចំនួនដប់ប្រាំមួយ និងដាត់ពណ៌រូបភាពនោះ:



ចំណាងជើង: ស្ថាប័នលេខ និងចំនួន(១៧)



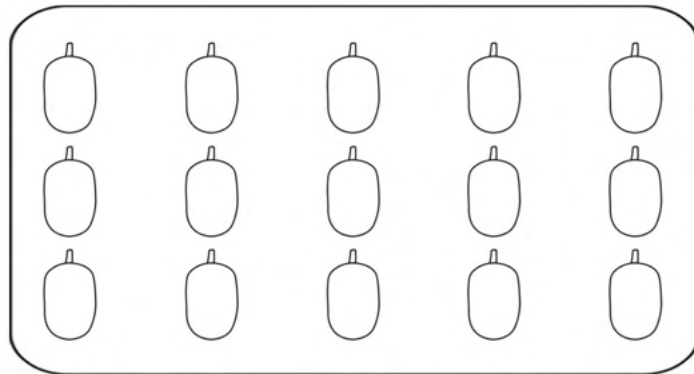

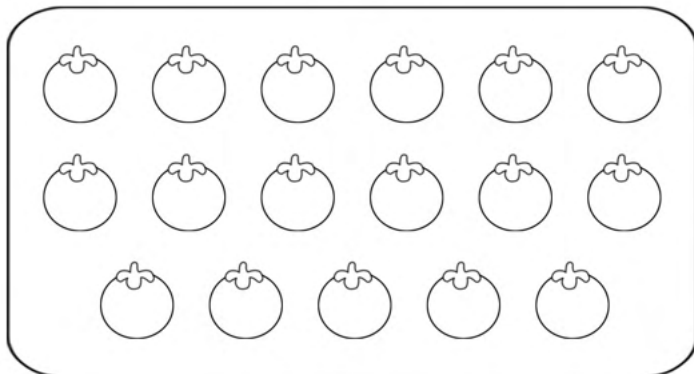
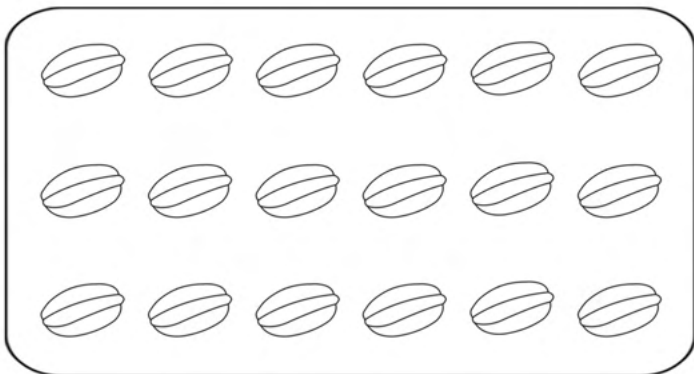
ស្កេន QR Code

សាលាមត្តេយ្យ ផ្ទះកម្រិត

ឈ្មោះ: កាលបរិច្ឆេទ

<p>១ . ដាត់ពណ៌លេខដប់ប្រាំពីរ</p>	<p>៣ . គូសតាមស្នាមចុចលេខដប់ប្រាំពីរ</p>

៣ . ស្វែងរករូបភាពដែលមានចំនួនដប់ប្រាំពីរ និងដាត់ពណ៌រូបភាពនោះ:



ចំណាងជើង: ស្ថាប័នលេខ និងចំនួន(១៨)



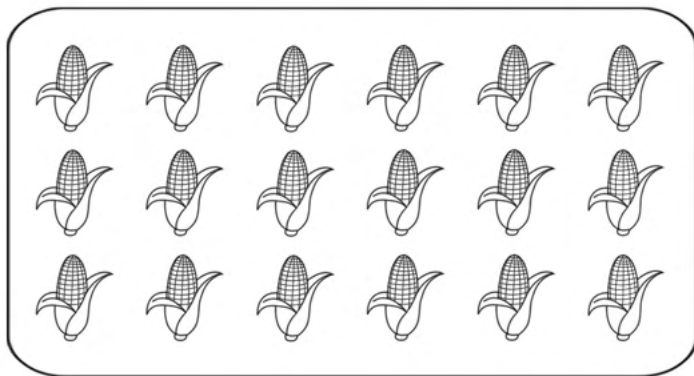
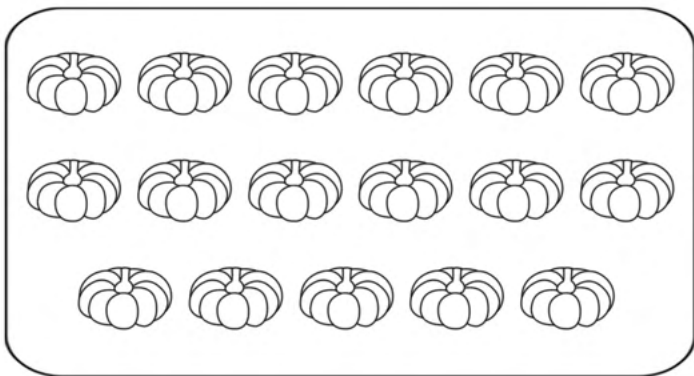
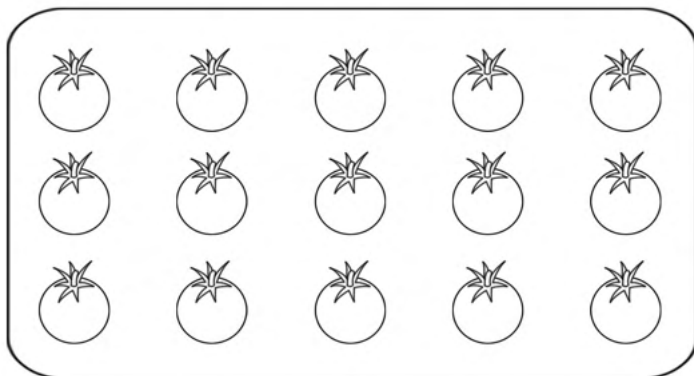

ស្កេន QR Code

សាលាមត្តេយ្យ ផ្ទះកម្រិត

ឈ្មោះ: កាលបរិច្ឆេទ

<p>១ . ដាត់ពណ៌លេខដប់ប្រាំបី</p>	<p>២ . គូសតាមស្នាមចុចតាមលេខដប់ប្រាំបី</p>

៣ . ស្វែងរករូបភាពដែលមានចំនួនដប់ប្រាំបី និងដាត់ពណ៌រូបភាពនោះ:





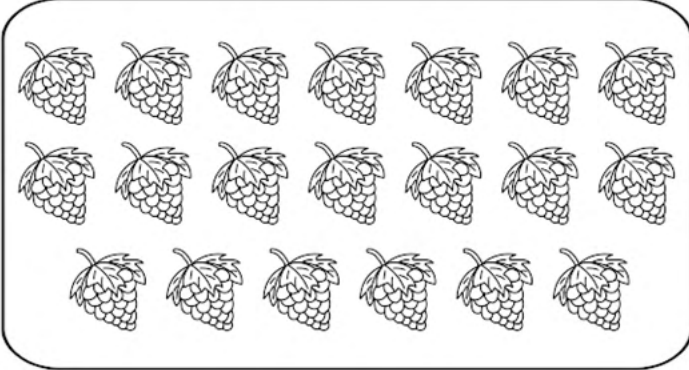

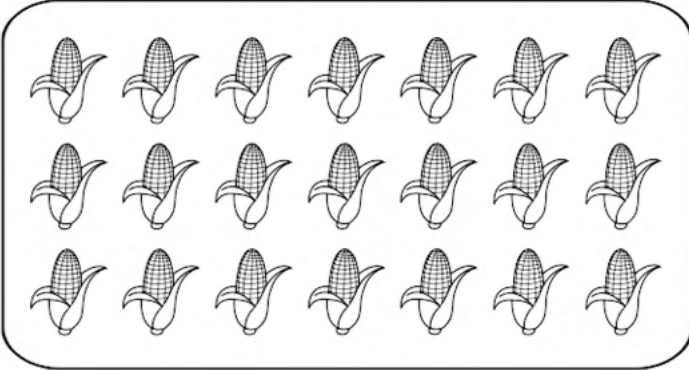
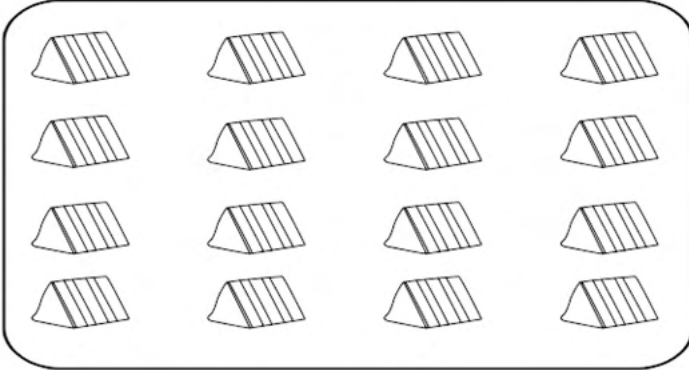
ចំណាងជើង: ស្ថាវលេខ និងចំនួន(១៩)



ស្កេន QR Code

សាលាមត្តេយ្យ ថ្នាក់កម្រិត

ឈ្មោះ: កាលបរិច្ឆេទ

<p>១ .ដាត់ពណ៌លេខដប់ប្រាំបួន</p>	<p>២ .គូសតាមស្នាមចុចតាមលេខដប់ប្រាំបួន</p>
	
<p>៣ .ស្វែងរករូបភាពដែលមានចំនួនដប់ប្រាំបួន និងដាត់ពណ៌រូបភាពនោះ:</p>	
	
	

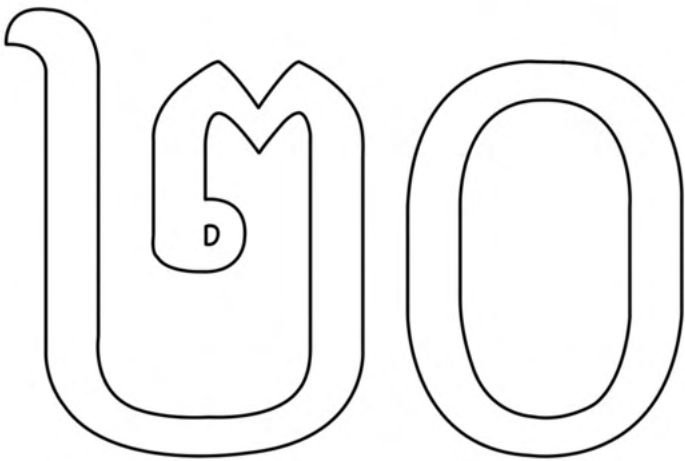

ចំណាងជើង: ស្ថាប័នលេខ និងចំនួន(២០)



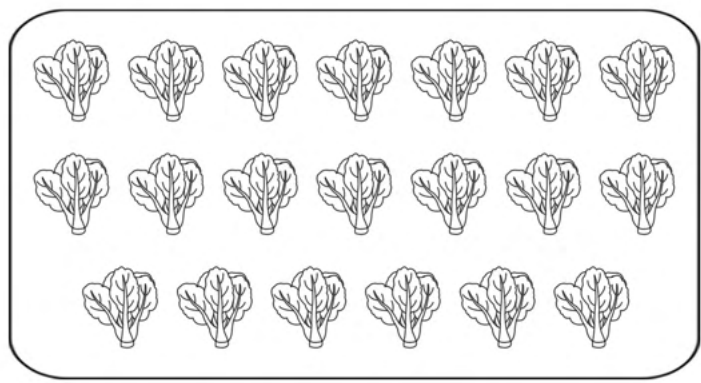
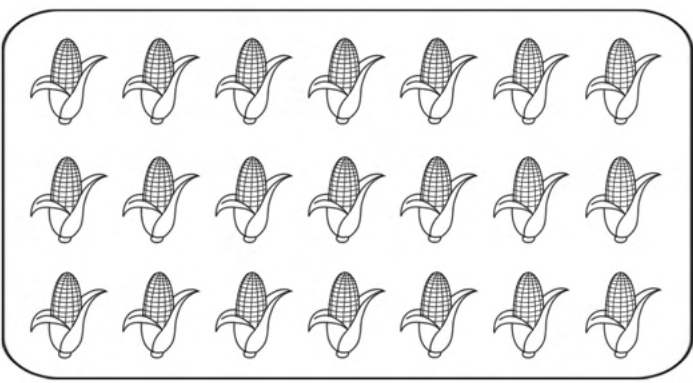
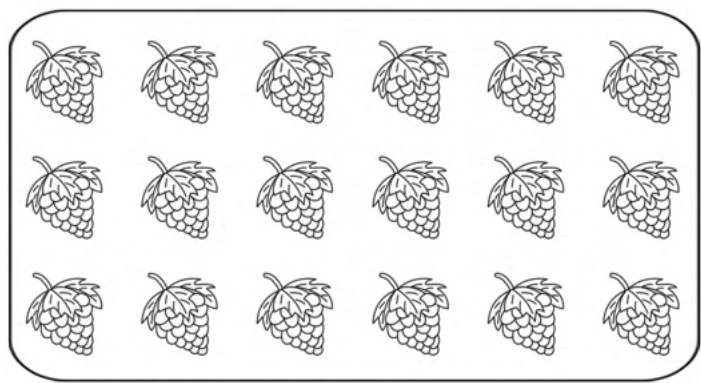
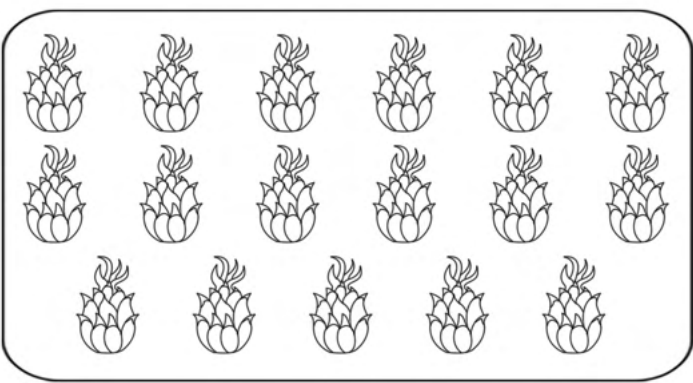
ស្កេន QR Code

សាលាមត្តេយ្យ ផ្ទះកម្រិត

ឈ្មោះ: កាលបរិច្ឆេទ

<p>១ . ដាត់ពណ៌លេខម្ភៃ</p>	<p>២ . គូសតាមស្នាមចុចតាមលេខម្ភៃ</p>
	

៣ . ស្វែងរករូបភាពដែលមានចំនួនម្ភៃ និងដាត់ពណ៌រូបភាពនោះ:





ចំណាងជើង: ស្ថាវលេខ និងចំនួន(២១)






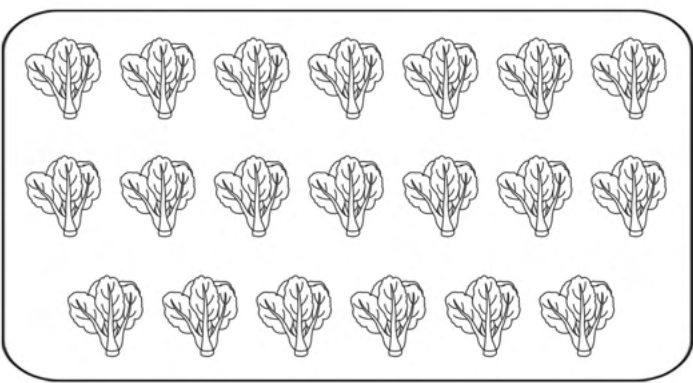
ស្កេន QR Code

សាលាមត្តេយ្យ ផ្ទះកម្រិត

ឈ្មោះ: កាលបរិច្ឆេទ

១ . ដាត់ពណ៌លេខម្ភៃមួយ	២ . គូសតាមស្នាមចុចតាមលេខម្ភៃមួយ
	

៣ . ស្វែងរករូបភាពដែលមានចំនួនម្ភៃមួយ និងដាត់ពណ៌រូបភាពនោះ:



ចំណាងជើង: ស្ថាវលេខ និងចំនួន(២២)



ស្កេន QR Code

សាលាមត្តេយ្យ ផ្ទះកម្រិត

ឈ្មោះ: កាលបរិច្ឆេទ

<p>១ . ដាត់ពណ៌លេខម្ភៃពីរ</p> <div style="text-align: center; font-size: 48px; margin-top: 20px;"> </div>	<p>២ . គូសតាមស្នាមចុចតាមលេខម្ភៃពីរ</p> <div style="text-align: center; margin-top: 20px;"> </div>
--	---

៣ . ស្វែងរករូបភាពដែលមានចំនួនម្ភៃពីរ និងដាត់ពណ៌រូបភាពនោះ:

<div style="border: 1px solid black; border-radius: 15px; padding: 10px; margin-bottom: 10px;"> </div> <div style="border: 1px solid black; border-radius: 15px; padding: 10px;"> </div>	<div style="border: 1px solid black; border-radius: 15px; padding: 10px; margin-bottom: 10px;"> </div> <div style="border: 1px solid black; border-radius: 15px; padding: 10px;"> </div>
<div style="border: 1px solid black; border-radius: 15px; padding: 10px; margin-bottom: 10px;"> </div> <div style="border: 1px solid black; border-radius: 15px; padding: 10px;"> </div>	<div style="border: 1px solid black; border-radius: 15px; padding: 10px; margin-bottom: 10px;"> </div> <div style="border: 1px solid black; border-radius: 15px; padding: 10px;"> </div>



ចំណាងជើង: ស្ថាវលេខ និងចំនួន(២៣)



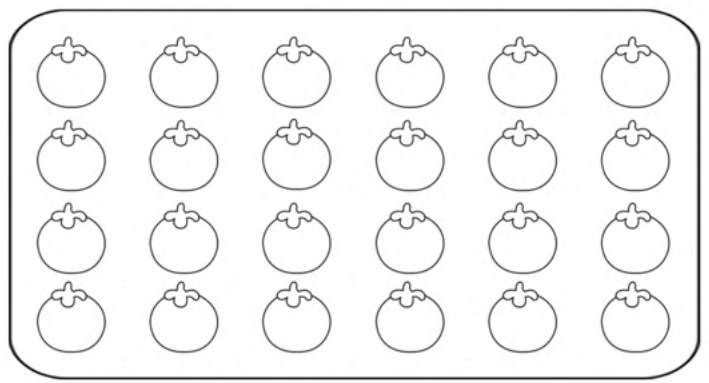
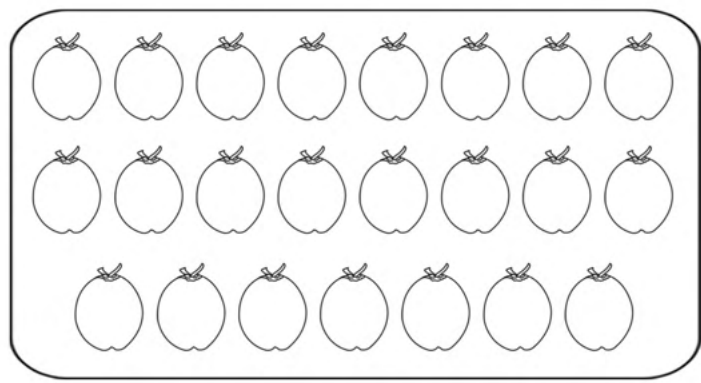
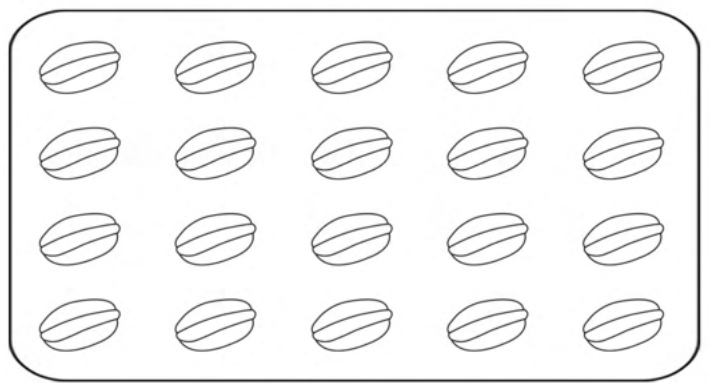
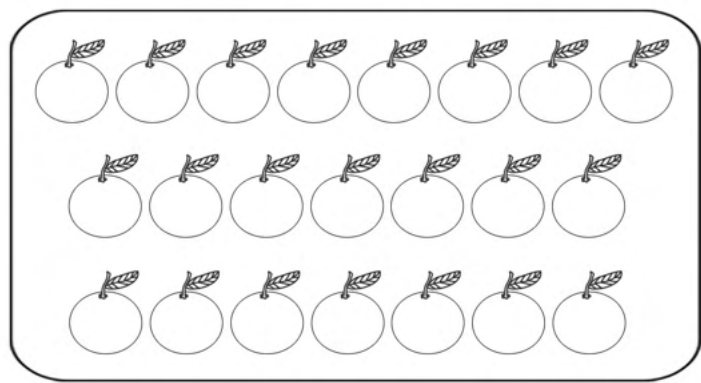
ស្កេន QR Code

សាលាមត្តេយ្យ ផ្ទះ កំភ្លិត

ឈ្មោះ: កាលបរិច្ឆេទ

<p>១ . ដាត់ពណ៌លេខម្ភៃបី</p>	<p>២ . គូសតាមស្នាមចុចតាមលេខម្ភៃបី</p>
	

៣ . ស្វែងរករូបភាពដែលមានចំនួនម្ភៃបី និងដាត់ពណ៌រូបភាពនោះ:



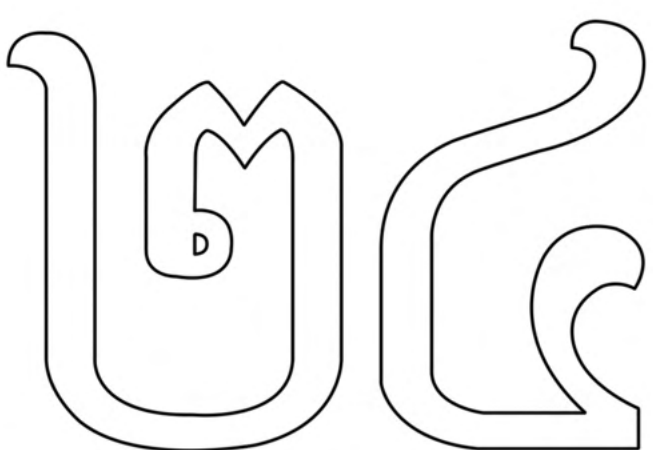
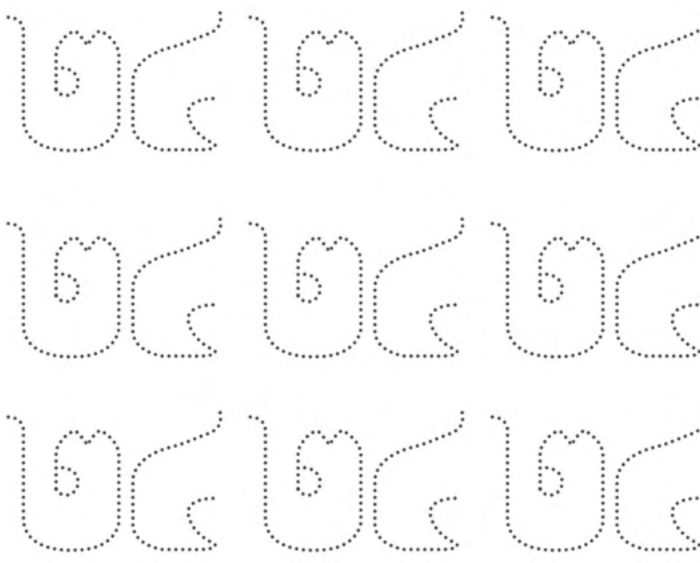



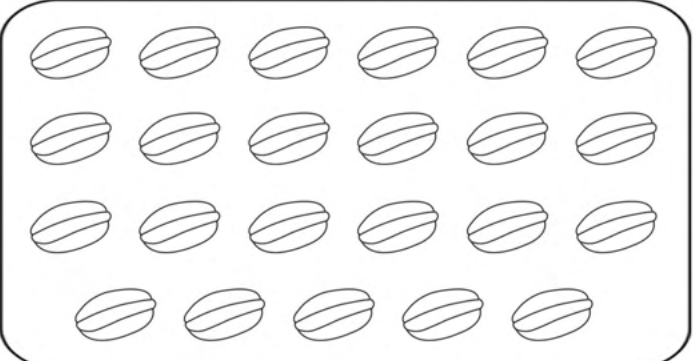
ចំណាងជើង: ស្ថាប័នលេខ និងចំនួន(២៤)



ស្កេន QR Code

សាលាមត្តេយ្យ ថ្នាក់កម្រិត

ឈ្មោះ: កាលបរិច្ឆេទ

១ . ដាត់ពណ៌លេខម្ភៃបួន	២ . គូសតាមស្នាមចុចតាមលេខម្ភៃបួន
	
<p>៣ . ស្វែងរករូបភាពដែលមានចំនួនម្ភៃបួន និងដាត់ពណ៌រូបភាពនោះ:</p>	
	
	



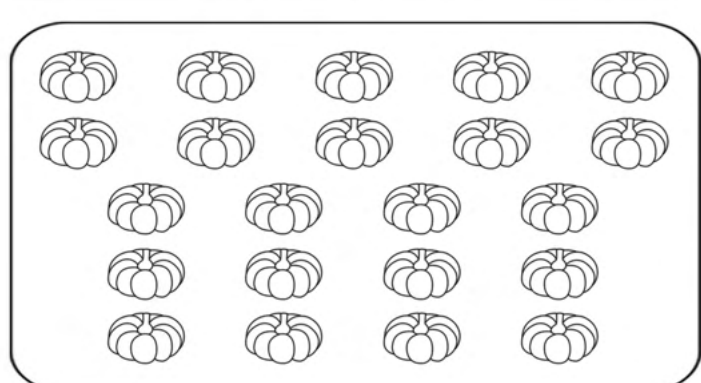
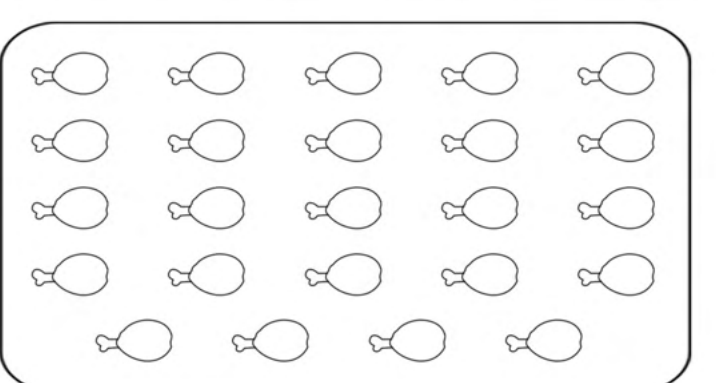

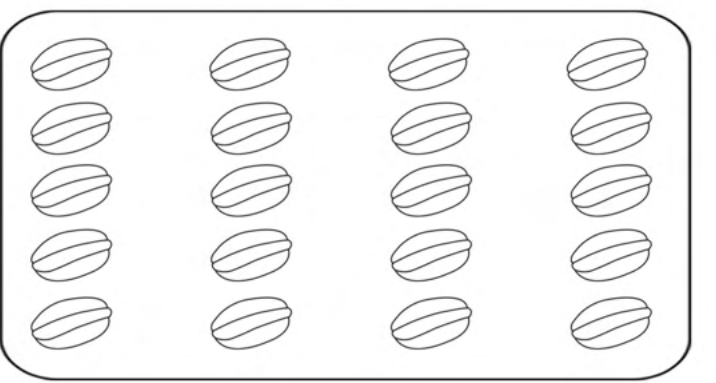
ចំណាងជើង: ស្ថាប័នលេខ និងចំនួន(២៥)



ស្កេន QR Code

សាលាមត្តេយ្យ ផ្ទះកម្រិត

ឈ្មោះ: កាលបរិច្ឆេទ

១ . ដាត់ពណ៌លេខម្ភៃប្រាំ	២ . គូសតាមស្នាមចុចតាមលេខម្ភៃប្រាំ
	
<p>៣ . ស្វែងរករូបភាពដែលមានចំនួនម្ភៃប្រាំ និងដាត់ពណ៌រូបភាពនោះ:</p>	
	
	



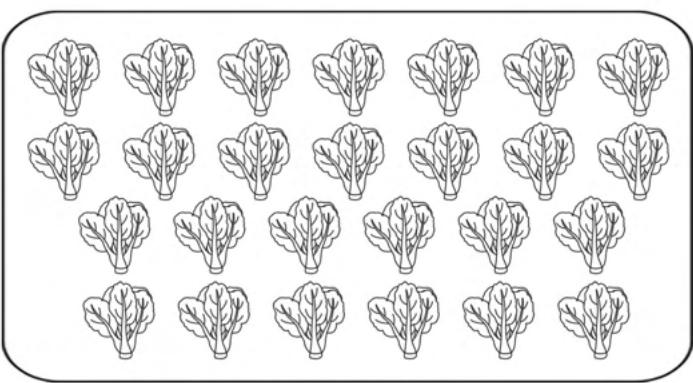

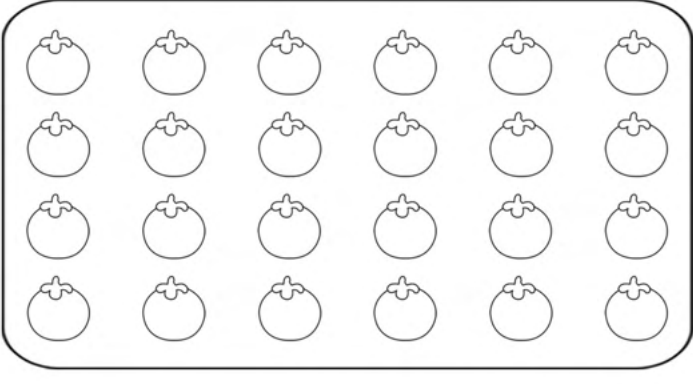
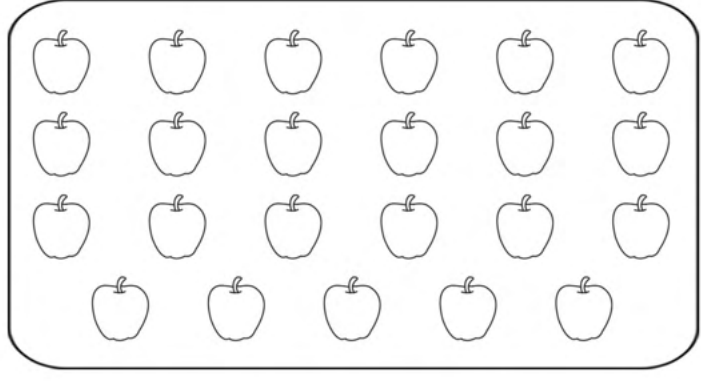
ចំណាងជើង: ស្ថាវលេខ និងចំនួន(២៦)



ស្កេន QR Code

សាលាមត្តេយ្យ ផ្ទះកម្រិត

ឈ្មោះ: កាលបរិច្ឆេទ

<p>១ . ដាត់ពណ៌លេខម្ភៃប្រាំមួយ</p>	<p>២ . គូសតាមស្នាមចុចតាមលេខម្ភៃប្រាំមួយ</p>
	
<p>៣ . ស្វែងរករូបភាពដែលមានចំនួនម្ភៃប្រាំមួយ និងដាត់ពណ៌រូបភាពនោះ</p>	
	
	

ចំណាងជើង: ស្ថាប័នលេខ និងចំនួន(២៧)




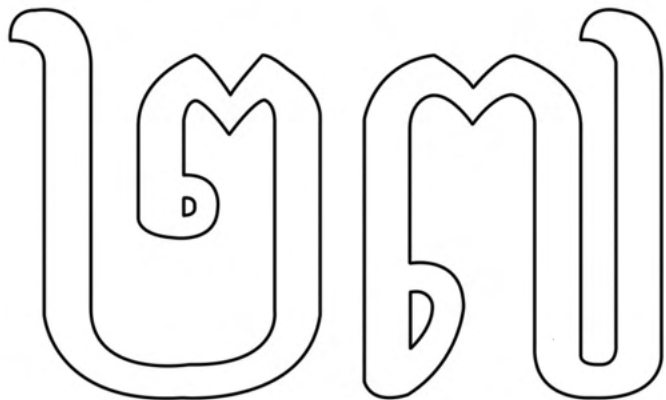
ស្កេន QR Code

សាលាមត្តេយ្យ ផ្ទះកម្រិត

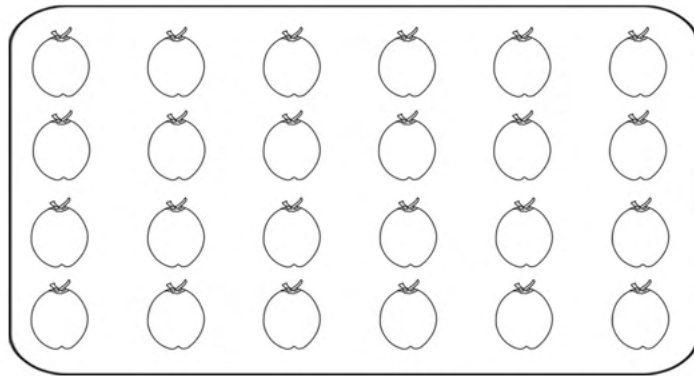
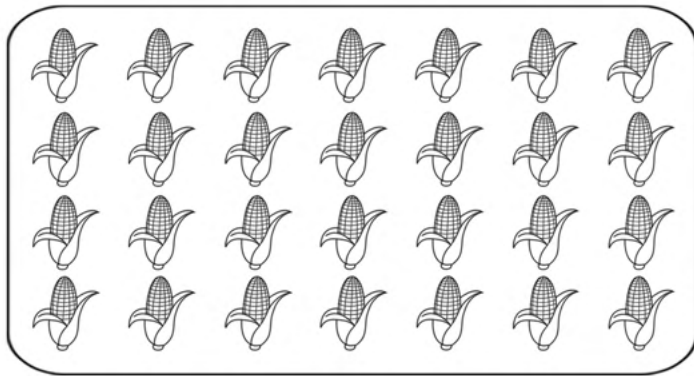
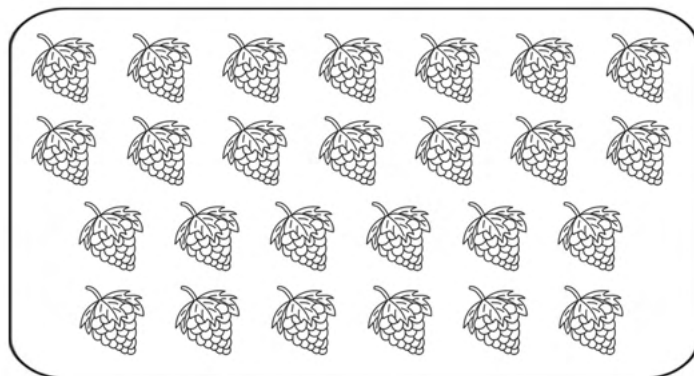

ឈ្មោះ: កាលបរិច្ឆេទ

១ . ដាត់ពណ៌លេខម្ភៃប្រាំពីរ

២ . គូសតាមស្នាមចុចតាមលេខម្ភៃប្រាំពីរ



៣ . ស្វែងរករូបភាពដែលមានចំនួនម្ភៃប្រាំពីរ និងដាត់ពណ៌រូបភាពនោះ:



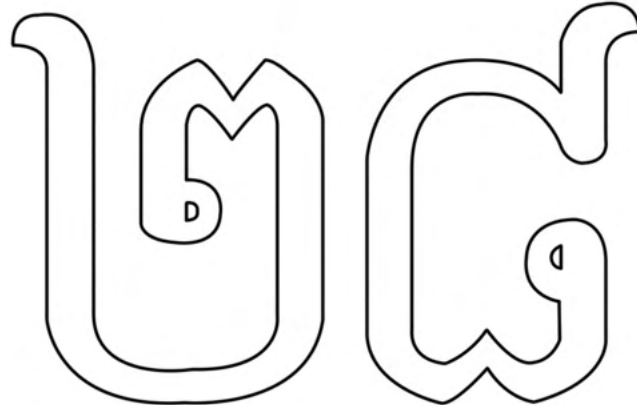





ចំណាងជើង: ស្ថាប័នលេខ និងចំនួន(២៨)



ស្កេន QR Code

សាលាមត្តេយ្យ ថ្នាក់កម្រិត

ឈ្មោះ: កាលបរិច្ឆេទ

១ . ដាត់ពណ៌លេខម្ភៃប្រាំបី	២ . គូសតាមស្នាមចុចតាមលេខម្ភៃប្រាំបី
	
៣ . ស្វែងរករូបភាពដែលមានចំនួនម្ភៃប្រាំបី និងដាត់ពណ៌រូបភាពនោះ:	
	
	

ចំណាងជើង: ស្ថាវលេខ និងចំនួន(២៩)



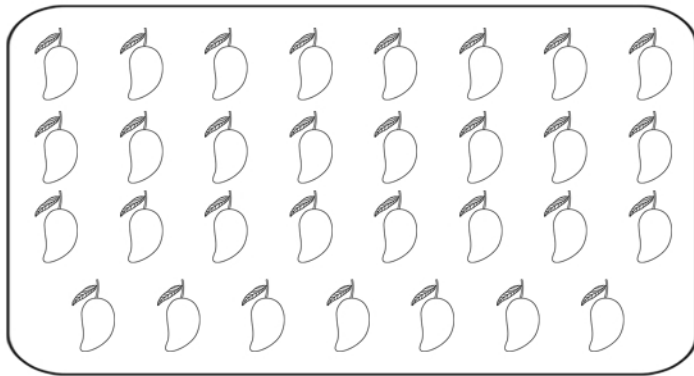
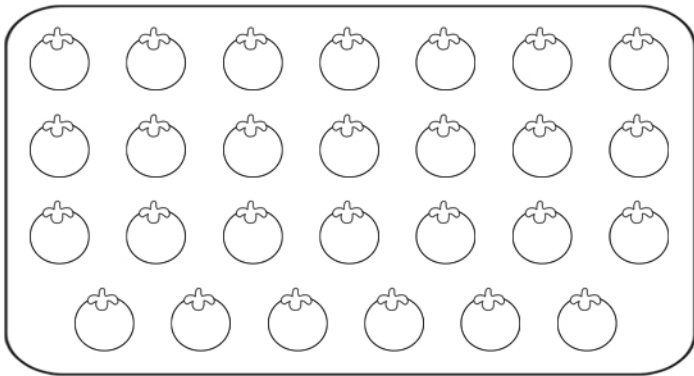
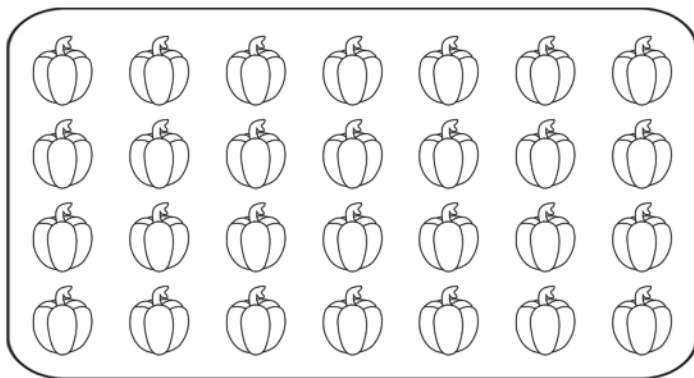
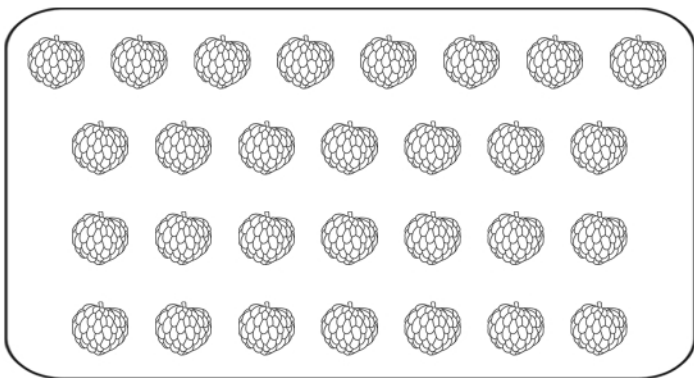
ស្កេន QR Code

សាលាមត្តេយ្យ ថ្នាក់កម្រិត

ឈ្មោះ: កាលបរិច្ឆេទ

<p>១ . ដាត់ពណ៌លេខម្ភៃប្រាំបួន</p>	<p>២. គូសតាមស្នាមចុចតាមលេខម្ភៃប្រាំបួន</p>

៣ . ស្វែងរករូបភាពដែលមានចំនួនម្ភៃប្រាំបួន និងដាត់ពណ៌រូបភាពនោះ:



ចំណាងជើង: ស្ថាវលេខ និងចំនួន(៣០)


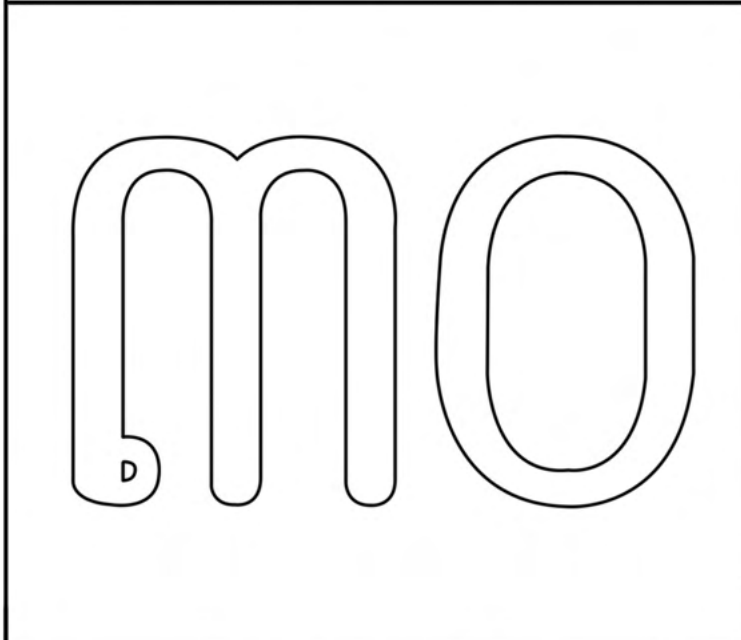


ស្កេន QR Code

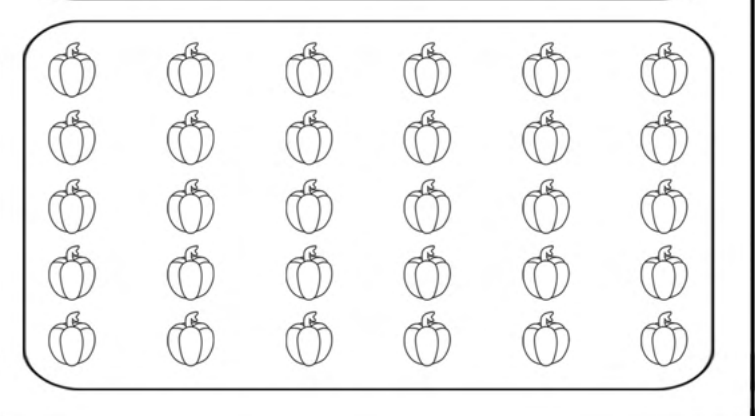
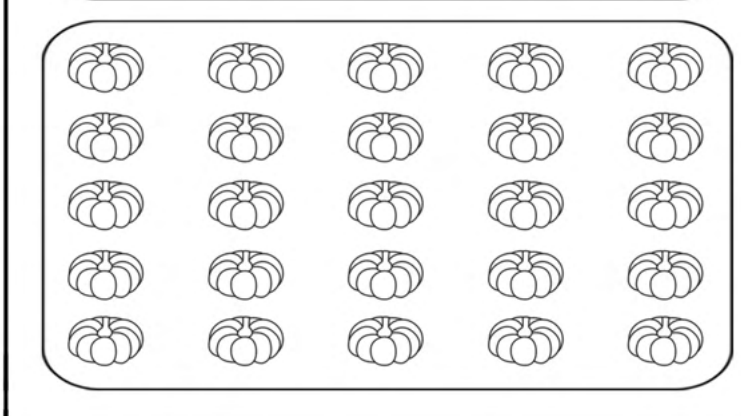
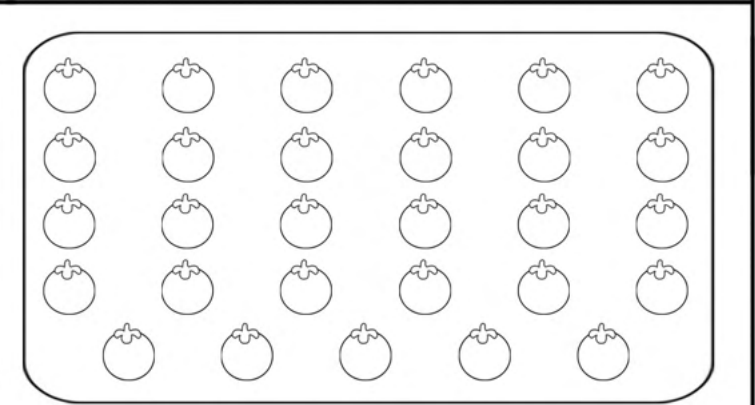
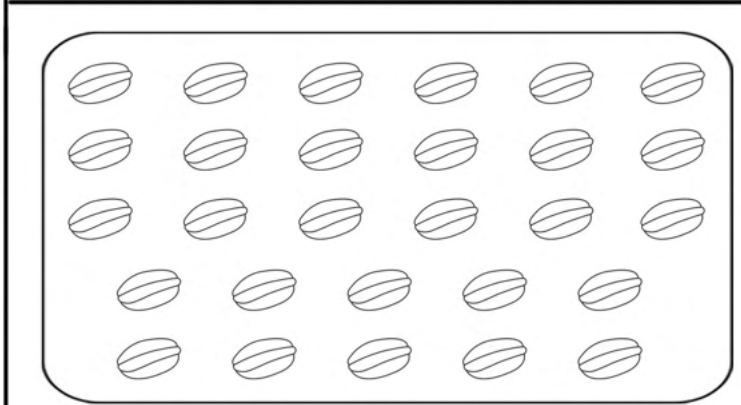
សាលាមត្តេយ្យ ថ្នាក់កម្រិត

ឈ្មោះ: កាលបរិច្ឆេទ

១ . ដាក់ពណ៌លេខសាមសិប	២ . គូសតាមស្នាមចុចតាមលេខសាមសិប
----------------------	--------------------------------



៣ . ស្វែងរករូបភាពដែលមានចំនួនសាមសិប និងដាក់ពណ៌រូបភាពនោះ:



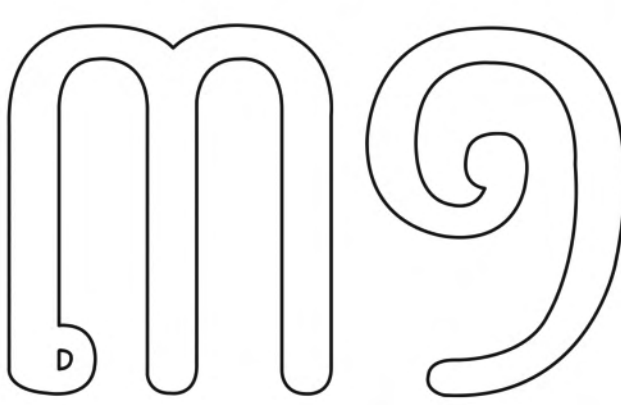

ចំណាងជើង: ស្ថាវលេខ និងចំនួន(៣១)



ស្កេន QR Code

សាលាមត្តេយ្យ ថ្នាក់កម្រិត

ឈ្មោះ: កាលបរិច្ឆេទ

១ . ដាត់ពណ៌លេខសាមសិបមួយ	២ . គូសតាមស្នាមចុចតាមលេខសាមសិបមួយ
	

៣ . ស្វែងរករូបភាពដែលមានចំនួនសាមសិបមួយ និងដាត់ពណ៌រូបភាពនោះ:

